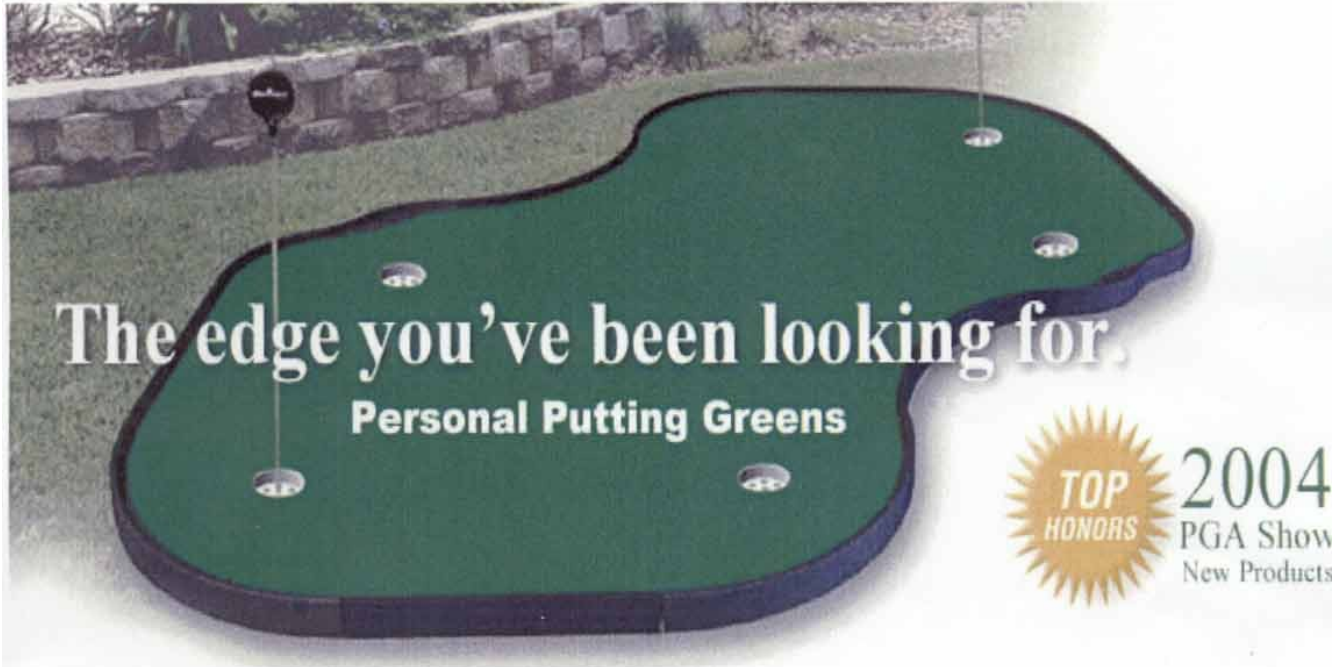




SYNTHETIC TURF

N T E R N A T I O N A L

Experience A Greener World



It's the World's Finest Putting Surface on a Tour Links frame which creates the Ultimate Modular Putting Green!

Tour Links has created the first modular putting green that assembles in minutes in any indoor or outdoor environment.

Assemble in minutes! It is lightweight, easy to move and you have the flexibility to add undulations to your home putting green.

Why purchase from STI when a similar product may be available elsewhere?

The difference is: **THE STI PUTTING SURFACE**

STI offers the best nylon putting surface available today – It is realistic and rolls true..

The putting surface you practice on makes the difference

Synthetic Turf International is providing the Tour Links system to our customers with our exclusive putting surface – not available elsewhere

506-508 COMMERCE WAY | JUPITER, FL 33458
TEL (561) 743-8512 | (800) 405-7455 | FAX (561) 743-6105 | EMAIL info@synthetic-turf.com
www.synthetic-turf.com



SYNTHETIC TURF

I N T E R N A T I O N A L

Experience A Greener World

Patented Technology. Professional Results.



Patented underside grid provides
solid surface with natural feel.

Patented floating cup ensures proper
turf alignment in any weather condition.

U.S. Patent 6,302,803; 6,672,971; 6,672,970; 6,672,572 Patented interlocking panels ensure
Multiple U.S. and international patents pending easy assembly and level alignment.

The difference is in the putting surface! STI Modular Greens are extremely durable, weather-resistant, UV protected, color safe and are enjoyed by World-renowned teaching professionals. STI is now offering the best quality putting surface available today on a Tour Links base. The rugged panels weigh an average of 7 lbs. each and are easily shipped and stored. Best of all, they provide the feel of a real putting surface so when you practice on STI Modular Greens, you see the results on the course. Build a green and leave it permanently or move it from one location to another. STI Modular Greens make it easier to practice whenever and wherever you want.

*Incredible
Strength*





SYNTHETIC TURF

N T E R N A T I O N A L

Experience A Greener World

Modular Greens Gallery

With STI's exclusive nylon putting surface



506-508 COMMERCE WAY | JUPITER, FL 33458

TEL (561) 743-8512

(800) 405-7455

| FAX (561) 743-6105

| EMAIL info@synthetic-turf.com

www.synthetic-turf.com



SYNTHETIC TURF


INTERNATIONAL

Experience A Greener World


Click any image to learn more.

GREEN
DESIGN 12' X 20'

AREA



DIMENSIONS: 10' X 24'
147 SQUARE FEET
LONGEST PUTT 22'
3 REEFS
8 CO



506-508 COMMERCE WAY | JUPITER, FL 33458
TEL (561) 743-8512 | (800) 405-7455 | FAX (561) 743-6105 | EMAIL info@synthetic-turf.com
www.synthetic-turf.com



SYNTHETIC TURF

N T E R N A T I O N A L

Experience A Greener World

Your Answers to Lower Scores: STI putting surface on a Tour Links base:

Will this improve my game?

Like anything in life practice is the key to success. Owning an STI Modular Green will give you the opportunity to practice regularly in the privacy of your home or office on a professional quality putting green and this will, with out a doubt create positive results in your putting game

Is there a green for my budget?

Due to the innovative design of STI's greens if you can afford a new driver you can own your own putting green.

Is it O.K. to leave the greens outside?

Absolutely. The material used in both the platforms and the putting surface is designed to withstand any exterior elements.

Is the green hard to assemble?

In most cases any green can be built in 15 minutes or less with only a Phillips screwdriver. Larger greens will take a little more time but still less time then hitting a large bucket of balls on the driving range.

Once I have built the green can I move it to a different location?

Simply take the green apart and re-install it at a new location of your choice.

Can you change the contours?

Yes. By inserting the foam contour mats under the turf an infinite number of breaks can be created and easily changed.

How would you install the green in your backyard?

Perhaps the easiest method is to simply mow the grass in the area that you want to install your STI green and place the panels directly on the grass. After a few days the grass under the panels will die and the green will settle into the landscape. If a less then perfect soil setting is chosen a 2" base of fine compactable material will create a very solid base for the platforms. Adding material here and removing it there will create natural contour to your new green. The panels are designed to flow over the existing or created contours of the yard but on a flat surface the green will putt dead straight.

Why do the cups move?

The cups are designed to move to allow for the expansion and contraction of both the platforms and the carpet thus allowing for perfect cup alignment in all weather conditions.

Can I expand the green once I have purchased a particular model?

Simply purchase additional panels and a new piece of turf and a new design can be created

How realistic is the green?

The STI putting turf is designed to replicate a bent grass green rolling at a 10 on the stimp meter and is only available when you purchase your Modular putting system from STI.

506-508 COMMERCE WAY | JUPITER, FL 33458
TEL (561) 743-8512 | (800) 405-7455 | FAX (561) 743-6105 | EMAIL info@synthetic-turf.com
www.synthetic-turf.com